

ENG.NO.

KD-014KA-L

B

C

D

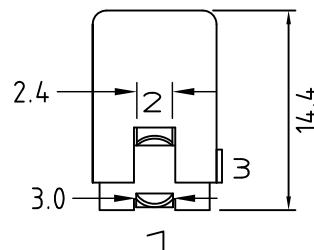
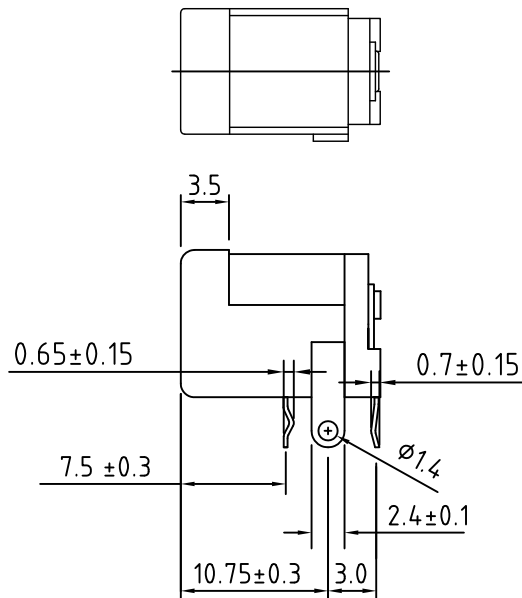
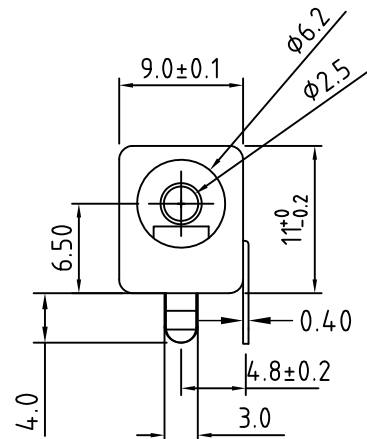
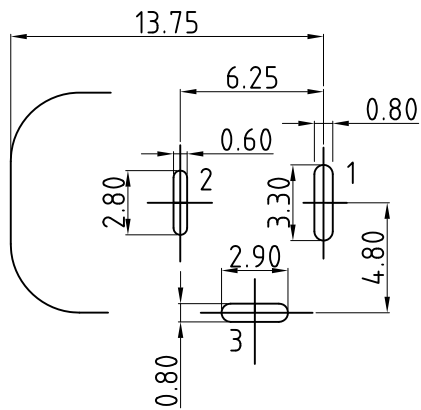
E

F

A4

CUSTOMER DRAWING

THIS DRAWING CONTAINS INFORMATION THAT IS PROPRIETARY TO WINPOINT ELECTRONIC CORP. AND SHOULD NOT BE USED WITHOUT WRITTEN PERMISSION

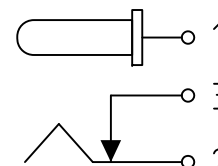
TERMINAL NUMBERSPCB LAYOUT  
(TOP VIEW)

Rev 版次	Revision note 變更內容	Date 日期	DR 制圖
A0	Original Release	Jul.06.09'	Tianyu
A1	Add "WP" logo	Oct-28-09'	Andy Lin
A2	更變塑膠體材料為耐高溫料 "※"	Nov-10-09'	Yanzi

## SPECIFICATIONS:


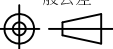
- 1.RATING:DC 50V 5A
- 2.INSERTION FORCE:0.3KG-3.0KG  
WITHDRAWAL FORCE:0.3KG-3.0KG
- 3.INSULATION RESISTANCE BETWEEN ANY ADJACENT TERMINALS  
SHALL NOT BE LESS THAN 100 MEGOHMS BY 500 VOLTS MEGGER.
- 4.JACK SHALL WITHSTAND 250 VOLTS BETWEEN ANY ADJACENT  
TERMINAL FOR ONE MINUTE.
- 5.CONTACT RESISTANCE SHALL NOT EXCEED 0.03 OHMS.
- 6.JACK SHALL WITHSTAND 5000 CYCLES OF INSERTION AND  
WITHDRAWAL WITH TESTING PLUG,AND CONTACT RESISTANCE  
SHALL NOT EXCEED 0.1 OHMS.

## SCHEMATIC



RoHS COMPLIANT

ITEM	DESC	Q'TY
⑤	PIN	BRASS Ø2.5 NICKEL PLATING
④	TERMINAL	BRASS 0.4T TIN PLATING
③	SHUNT TERMINAL	BRASS 0.4T TIN PLATED
②	TIP SPRING	BRASS 0.25T TIN PLATING
①	BODY	HIGH TEMP. THERMOPLASTIC, UL94V-0, BLACK ※

 威納電子 WINPOINT ELECTRONIC CORP. www.winpoint.com.tw		Title 名稱 DC POWER JACK, Ø2.5,Dip type					
DR制圖 Xuzhihua		CHK'D 審核 Yuanbin		APP'D 核准 Wang	REV. A2	UNIT mm [INCH]	SHEET 1/
PART NUMBER 威納料號 DCJ-25R1-K1		CUSTOMER P/N 客戶料號 522499-002		DATE 日期 Mar.27. 09'		GENERAL TOLERANCE 一般公差	
DWG NO. 圖號 WP009-1008624-00		FILENAME 路徑 WP/009		SCALE 比例 N/A		 ANGULAR ±3°	
						MM X.X = ±0.38 X.XX = ±0.18 X.XXX = ±0.05 INCH XXX = ±0.015 XXXX = ±0.007 XXXXX = ±0.0020 UNLESS OTHERWISE SPECIFIED	