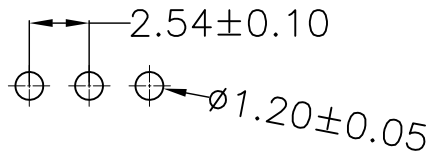
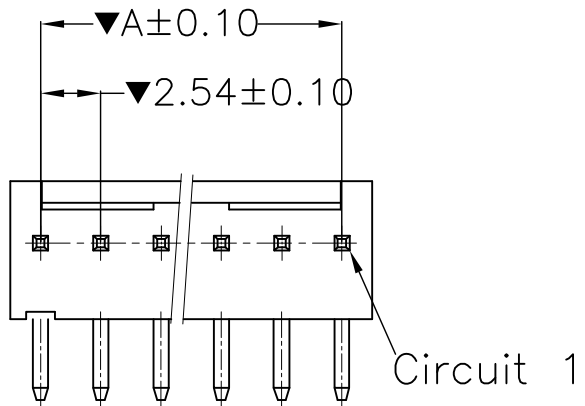


ENG.NO. W0082-1211440

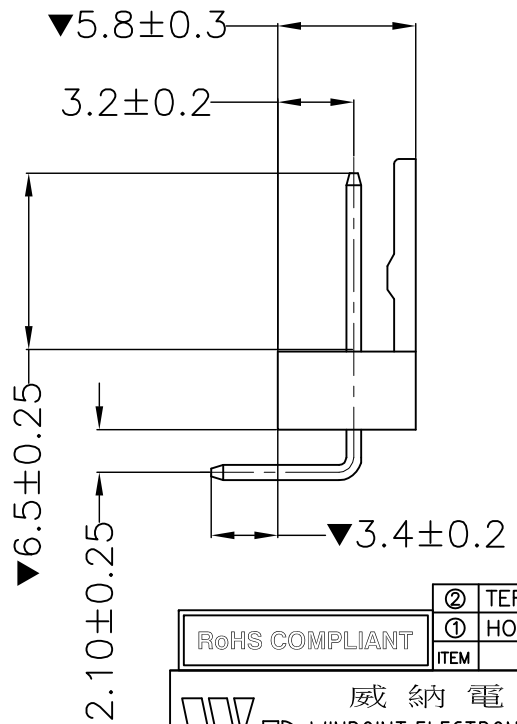
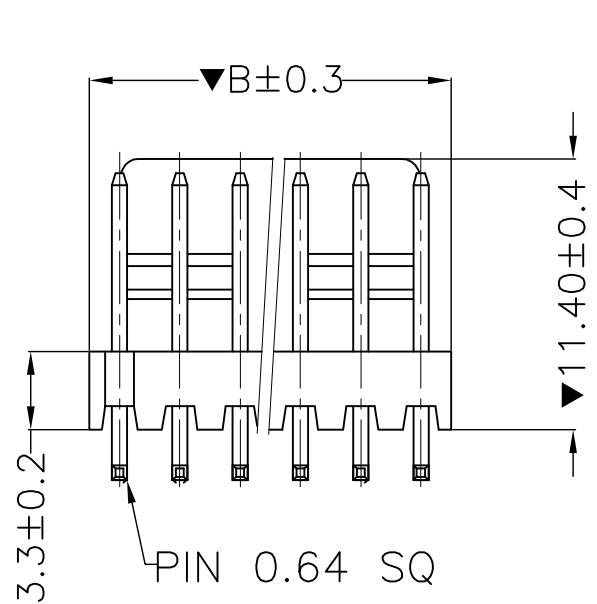
Rev 版次	Revision note 變更內容	Date 日期	DR 制圖
A0	Original Release	Aug.01,11'	DHLin



P.C.B LAYOUT

ELECTRICAL SPECIFICATION:

1. RATED VOLTAGE AND CURRENT: AC 250V Max, 3A PER CONTACT.
2. INSULATION RESISTANCE: 1000 MΩ. Min.
3. CONTACT RESISTANCE: 10mΩ Max.
4. DIELECTRIC WITHSTANDING VOLTAGE: 1000V/AC.
5. OPERATING TEMPERATURE: -25°C~+85°C.
6. "▼" IS IMPORTANT CONTROL SIZE.



PART NO	Dimensions	
	A	B
A2542WR-02P-2	2.54	5.08
A2542WR-03P-2	5.08	7.62
A2542WR-04P-2	7.62	10.16
A2542WR-05P-2	10.16	12.70
A2542WR-06P-2	12.70	15.24
A2542WR-07P-2	15.24	17.78
A2542WR-08P-2	17.78	20.32
A2542WR-09P-2	20.32	22.86
A2542WR-10P-2	22.86	25.40
A2542WR-11P-2	25.40	27.94
A2542WR-12P-2	27.94	30.48
A2542WR-13P-2	30.48	33.02
A2542WR-14P-2	33.02	35.56
A2542WR-15P-2	35.56	38.10
A2542WR-16P-2	38.10	40.64
A2542WR-17P-2	40.64	43.18
A2542WR-18P-2	43.18	45.72

RoHS COMPLIANT		② TERMINAL:BRASS,TIN PLATED.		n	
ITEM		① HOUSING:NYLON 66,UL 94V-0 COLOR:7506C		1	
		DESC		Q'TY	
威納電子 WINPOINT ELECTRONIC CORP. www.winpoint.com.tw		Title 名稱 2.54mm PITCH 90° WAFER			
DR: 制圖 DHLin		CHK'D 審核 Kenny_shi	APP'D 核准 Wang	REV. A0	UNIT mm
SHEET 1/1	PART NUMBER 威納料號 A2542WR-XXP-2	CUSTOMER P/N 客戶料號 -	DATE 日期 Aug.01,11'	GENERAL TOLERANCE 一般公差	
DWG NO. 圖號 WP009-1211677-B	FILENAME 路徑 WP/009	SCALE 比例 N/A	ANGULAR ±3°	MM .XX = ±0.38 .X.XX = ±0.18 .XX.XX = ±0.05 INCH .XX = ±0.015 .XXX = ±0.007 .XXXX = ±0.0020 UNLESS OTHERWISE SPECIFIED	