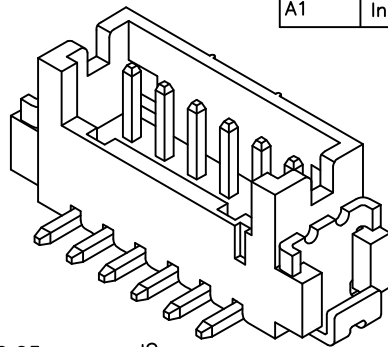
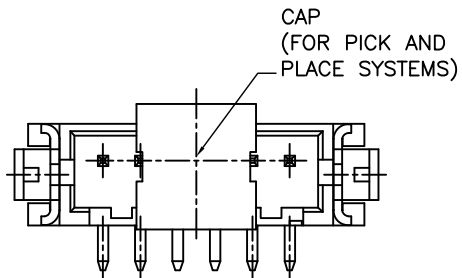


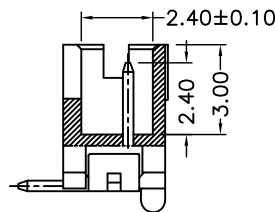
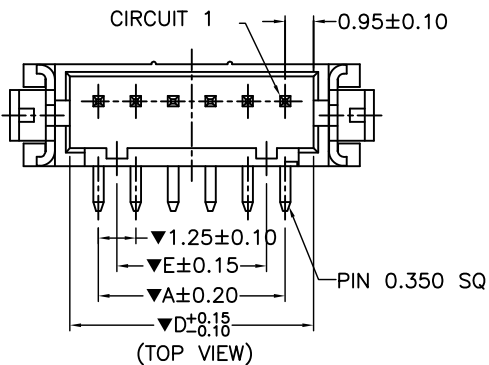
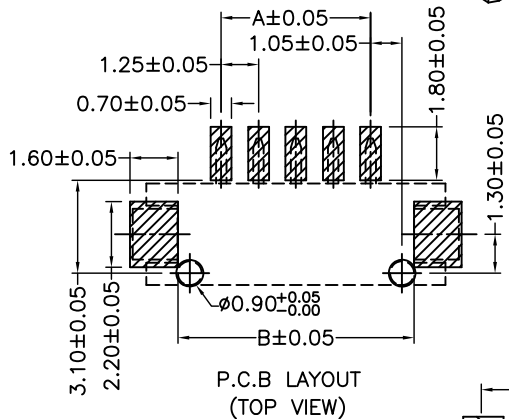
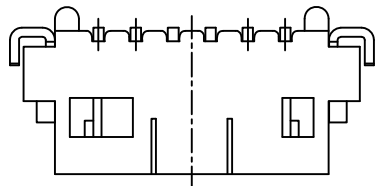
ENG.NO. W0007-1308959

Rev 版次	Revision note 變更內容	Date 日期	DR 制圖
A0	Original Release	May.03,06'	Fanny_qu
A1	Increased plating Info	Sep.03,13'	Fanny_qu

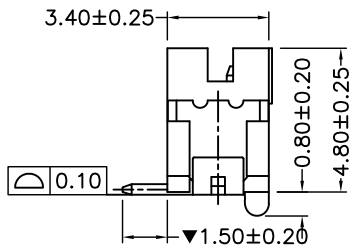
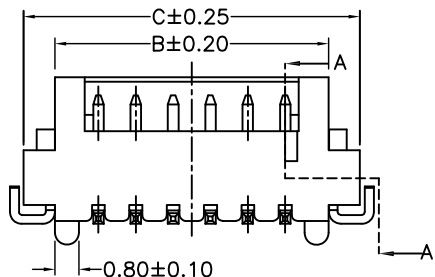


ELECTRICAL SPECIFICATION:

1. Rated Voltage And Current: Ac 150v Max, 1A Per Contact.
2. Insulation Resistance: 500 MΩ. Min.
3. Contact Resistance: 30mΩ Max.
4. Dielectric Withstanding Voltage: 500V/AC.
5. Operating Temperature: -25°C~+85°C.
6. "▼" Is Important Control Size.



Circuit No.	Dimensions				
	A	B	C	D	E
A1252WV-S-F-02P	1.25	4.15	6.25	3.15	
A1252WV-S-F-03P	2.50	5.40	7.50	4.40	1.25
A1252WV-S-F-04P	3.75	6.65	8.75	5.65	2.50
A1252WV-S-F-05P	5.00	7.90	10.00	6.90	3.75
A1252WV-S-F-06P	6.25	9.15	11.25	8.15	5.00
A1252WV-S-F-07P	7.50	10.40	12.50	9.40	6.25
A1252WV-S-F-08P	8.75	11.65	13.75	10.65	7.50
A1252WV-S-F-09P	10.00	12.90	15.00	11.90	8.75
A1252WV-S-F-10P	11.25	14.15	16.25	13.15	10.00
A1252WV-S-F-11P	12.50	15.40	17.50	14.40	11.25
A1252WV-S-F-12P	13.75	16.65	18.75	15.65	12.50
A1252WV-S-F-13P	15.00	17.90	20.00	16.90	13.75
A1252WV-S-F-14P	16.25	19.15	21.25	18.15	15.00
A1252WV-S-F-15P	17.50	20.40	22.50	19.40	16.25



④	CAP:NYLON 6T UL94V-0	1
③	HOUSING:NYLON 6T UL94V-0	1
②	SOLDER TABS:PHOSPHOR BRONZE GOLD PLATING	2
①	CONTACT:BRASS GOLD PLATING	n
ITEM	DESC	Q'TY

RoHS COMPLIANT

<p>威納電子 WINPOINT ELECTRONIC CORP. www.winpoint.com.tw</p>	<p>Title 名稱 180° Single Row Wafer-Smt Type 1.25 Pitch</p>					
	DR: 制圖 Fanny_qu	CHK'D 審核 Kenny_shi	APP'D 核准 Chen	REV. A1	UNIT mm	SHEET 1/2
PART NUMBER 威納料號 A1252WV-S-F-XXP	CUSTOMER P/N 客戶料號 -	DATE 日期 Sep.03,13'	GENERAL TOLERANCE 一般公差			
DWG NO. 圖號 WP009-130855-B	FILENAME 路徑 WP/009	SCALE 比例 N/A	<p>MM X.X = ±0.38 X.XX = ±0.25 X.XXX = ±0.05 UNLESS OTHERWISE SPECIFIED</p>			