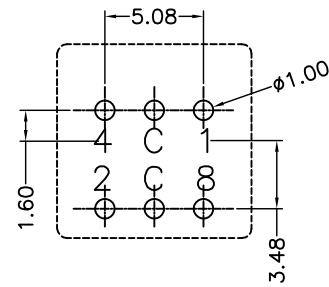
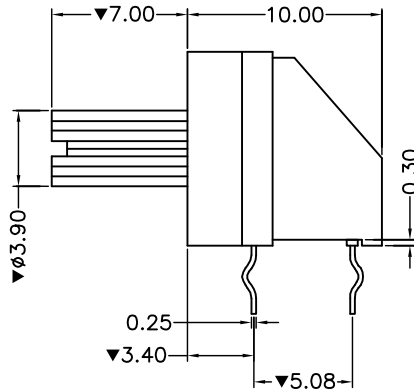
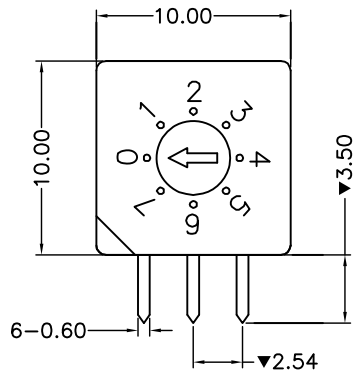
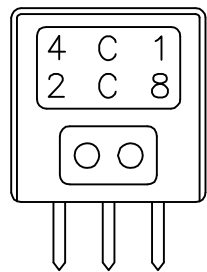
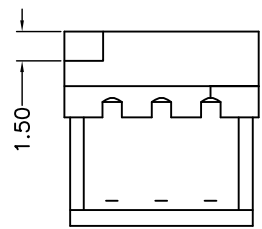


ENG.NO. W0211-1504045

Rev 版次	Revision note 變更內容	Date 日期	DR 制圖
A0	Original Release	Aug.27,19'	Fanny_qu



Recommended PCB layout



P.C.Mounting

ELECTRICAL SPECIFICATION:

1. Operating Voltage:24V DC Max
2. Switching Current:100mA Max
3. Carrying Current:0.5A Max
4. Insulation Resistance: 1000 MΩ. Min.
5. Contact Resistance: 100mΩ Max.
6. Dielectric Withstanding Voltage: 300V/AC.
7. Operating Temperature: -10°C~+70°C.
8. Soldering Temperature:250±5°C For 5 Seconds
9. Durability: 10000 Cycles.
- 10."▼" Is Important Control Size.

RoHS COMPLIANT

Coed No:11
BCD-8 Position

Position	Common C contacted ●				
	1	2	4	8	C
0					●
1	●				●
2		●			●
3	●	●			●
4			●		●
5	●		●		●
6		●	●		●
7	●	●	●		●

Ordering information:

OS9-38R7 X X 0

Knob Color:
R:Red
W:White

Base Color
B:Blue
K:Black

③	Knob:Thermoplastic UL94V-0 Color see Part No.
②	Contacts:Phospor Bronze Gold/Nickel Plating
①	Housing:Thermoplastic UL94V-0 Color see Part No.
ITEM	DESC

<p>威納電子 WINPOINT ELECTRONIC CORP. www.winpoint.com.tw</p>	<p>Title 名稱 ROTARY DIP SWITCH</p>						
	DR: 制圖 Fanny_qu	CHK'D 審核 Kenny_shi	APP'D 核准 Chen	REV. AO	UNIT mm	SHEET 1/1	
PART NUMBER 威納料號 Refer to ordering info		CUSTOMER P/N 客戶料號 -		DATE 日期 Aug.27,19'		GENERAL TOLERANCE 一般公差	
DWG NO. 圖號 WP009-1504337-B		FILENAME 路徑 WP/009		SCALE 比例 N/A		<p>ANGULAR ±3° MM X.X = ±0.38 X.XX = ±0.25 X.XXX = ±0.05 UNLESS OTHERWISE SPECIFIED</p>	

A4

CUSTOMER DRAWING