

0.079"(2.0mm) Pin Header, Single Row

02 to 40 Contacts

Straight and Right Angle

1111 SERIES

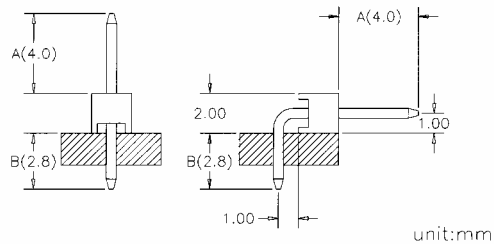
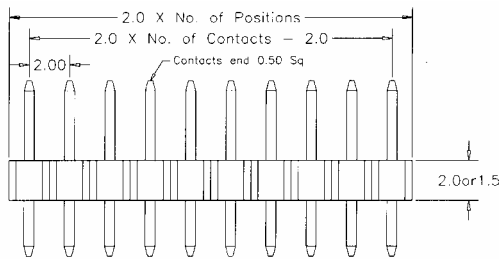
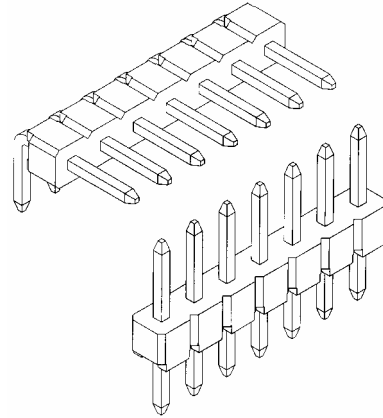
APPLICATION AND FEATURES

#CR0082

1. Side and end stackable (on unbroken edges)
2. Notches for easy breakable
3. Variable pin length, gold or tin plated
4. Standoffs facilitate post soldering clean
5. Mate with P.C.Board connectors
e.g. WP series: 1115, 1121

SPECIFICATIONS

Current rating: 1 Amp
 Insulator resistance: 5000 M min.
 500 V DC for 1 minute
 Dielectric withstanding: AC 500 V for 1 minute
 Operating Temperature: -40°C ~ +105°C
 Contact Material: Brass or Phosphor bronze
 Insulator Material: Polymer, UL 94V-0
 Standard: P.B.T.



To order: Please replaces "X" with appropriate coding listed in the tables below

1 1 1 1 - X X X X - X X - A/B

Number of Contacts

No. of contact = code
02 to 40 Contacts

Connector Type

Definition	Code
Straight	
1.5mm Base	S1
2.0mm Base	S2
Right Angle	
2.0mm Base	R1
Standard:	
	S2
	R1

Contact Plating

Definition	Code
Tin Plated:	01
Gold Plated:	
Flash	02
10 μ"	10
30 μ"	30
Standard: 02	
Optional plating please advise microinch thickness	

Pin Length (mm)

A	B
4.0	2.8
3.0	2.8
Standard: 4.0/2.8	
If you desire on other length, by marking put desired length in the A/B	

Recommended P.C. Board Hole Layout

