

Pin Header, Single Row

02 to 40 Contacts

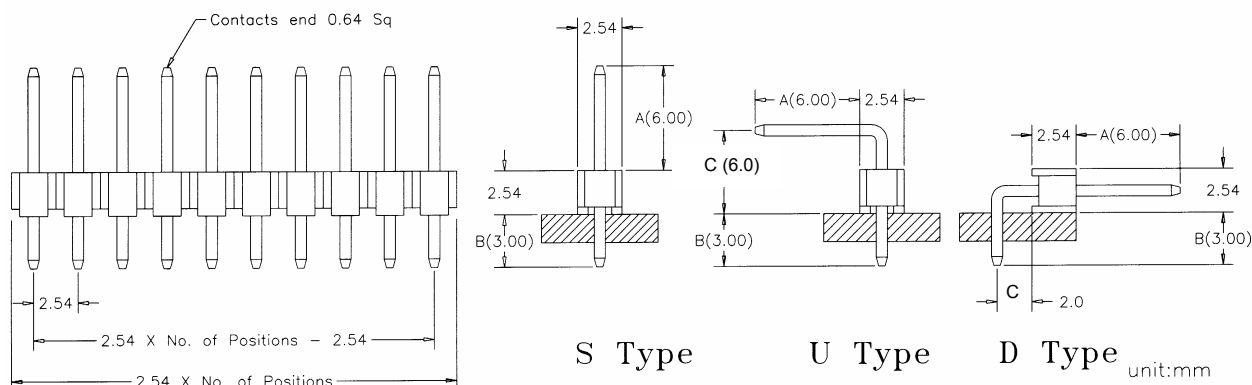
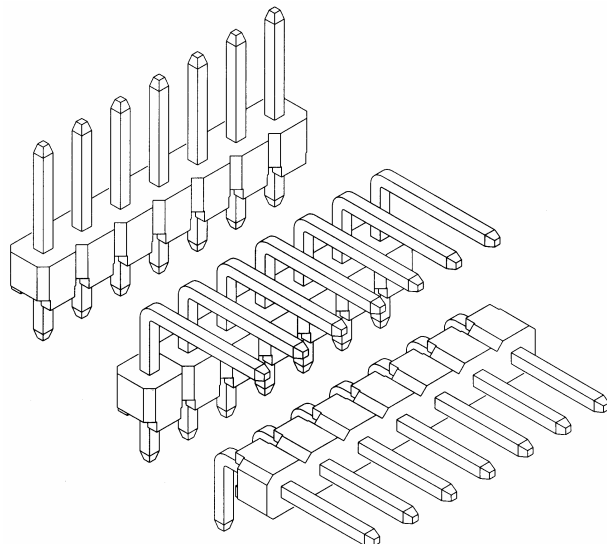
Grid Pattern 2.54mm

APPLICATION AND FEATURES

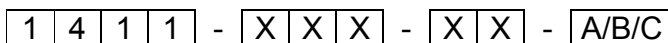
1. Side and end stackable (on unbroken edges)
2. Notches for easy breakable
3. Variable pin length, gold or tin plated
4. Standoffs facilitate post soldering clean
5. Mate with Mini Jumper and P.C.Board connectors
e.g. WP series: 1521B, 1520C, 1522B, 1521F, 1521D

SPECIFICATIONS

Current rating: 3 Amp
 Insulator resistance: 5000 M Ω min.
 Dielectric withstanding: 500 V DC for 1 minute
 Operating Temperature: AC 500 V for 1 minute
 -40°C ~ +105°C
 Contact Material: Brass or Phosphor bronze
 Insulator Material: Polyester, UL 94V-0
 ◎Standard: P.B.T.



How to order: Please replaces "X" with appropriate coding listed in the tables below

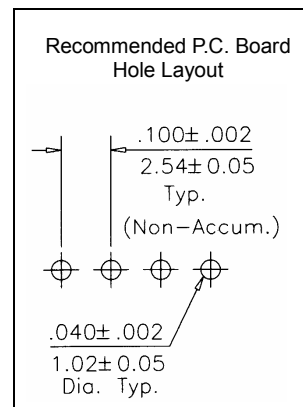


Number of Contacts
No. of contact = code 02 to 40 Contacts

Connector Type	
Definition	Code
Straight	S
Up Angle	U
Down Angle	D

Contact Plating	
Definition	Code
Tin Plated:	01
Gold Plated:	
Flash	02
10μ"	10
30μ"	30
◎ Standard: 02	
◎ Optional plating please advise microinch thickness	

Pin Length (mm)		
A	B	C
6.0	3.0	2.0
If you desire on other length, by marking put desired length in the A/B ◎Standard: 6.0/3.0/2.0		



WINPOINT ELECTRONIC CORP.