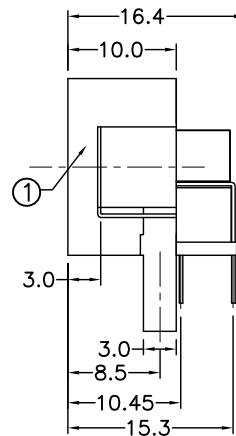
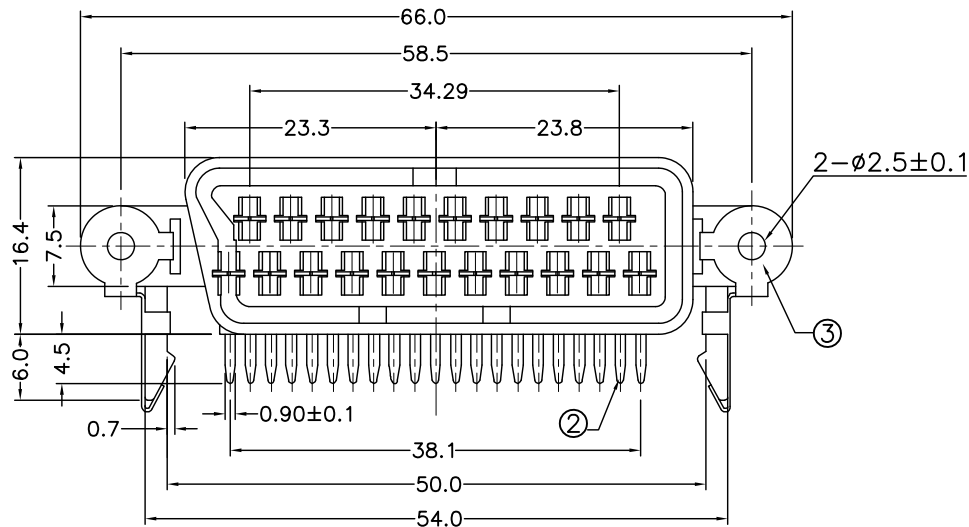


ENG.NO. W0170-1308452

Rev 版次	Revision note 變更內容	Date 日期	DR 制圖
A0	Original Release	Apr.12,10	Fanny_qu

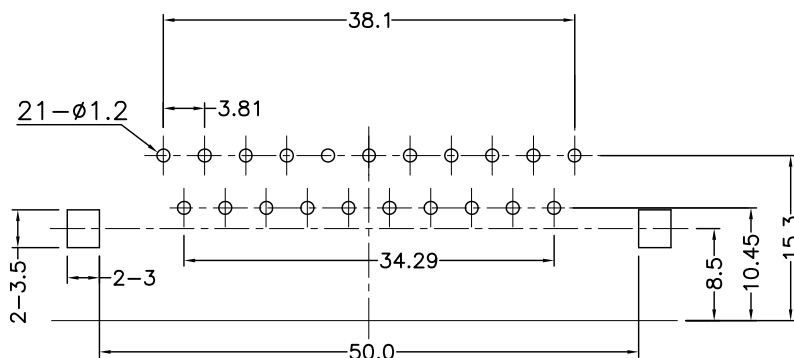


MECHANICAL:

1. Insertion Force: 60N Max;
2. Withdrawal Force: 15N Min.
3. Durability: 1500 Cycles.

ELECTRICAL SPECIFICATION:

1. Rated Voltage And Current: Ac 100v Max, 3.0A Per Contact.
2. Insulation Resistance: 1000 MΩ. Min.
3. Contact Resistance: 30mΩ Max.
4. Dielectric Withstanding Voltage: 800V/AC.
5. Operating Temperature: -25°C~+85°C.
6. Humidity:45%~85% RH
7. "▼" Is Important Control Size.



Recommen PCB Layout(Thickness:1.60)
PCB Top View(Tolerance:±0.05)

RoHS COMPLIANT

ITEM	DESC	Q'TY
③	SEALED:H62 TIN PLATING	1
②	TERMINAL:H62 TIN PLATING	21
①	HOUSING:PC UL94V-0 COLOR:BLACK	1

<p>威納電子 WINPOINT ELECTRONIC CORP. www.winpoint.com.tw</p>	<p>Title 名稱 SCART CONNECTOR 21PIN 90°</p>						
	DR: 制圖 Fanny_qu	CHK'D 審核 Kenny_shi	APP'D 核准 Chen	REV. AO	UNIT mm	SHEET 1/1	
PART NUMBER 威納料號 3020-11-D1		CUSTOMER P/N 客戶料號 573210-001-00		DATE 日期 Apr.12,10		GENERAL TOLERANCE 一般公差	
DWG NO. 圖號 WP009-1308843-B		FILENAME 路徑 WP/009		SCALE 比例 N/A		<p>ANGULAR ±3°</p> <p>MM X.X = ±0.38 X.XX = ±0.25 X.XXX = ±0.05 UNLESS OTHERWISE SPECIFIED</p>	