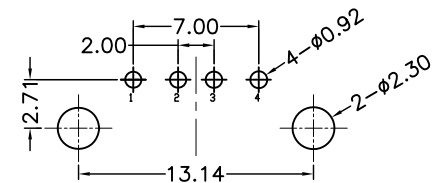
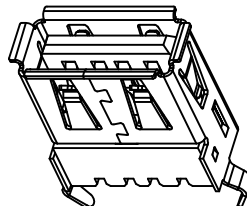
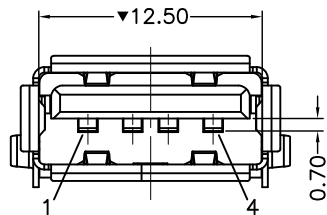
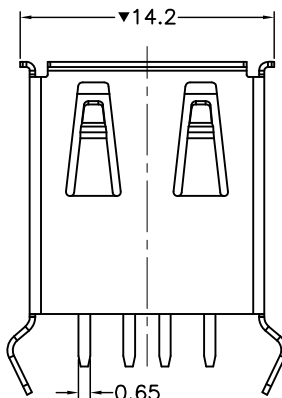
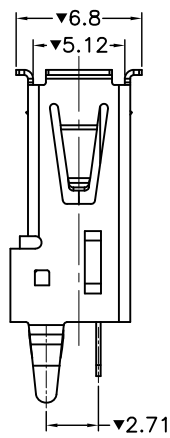
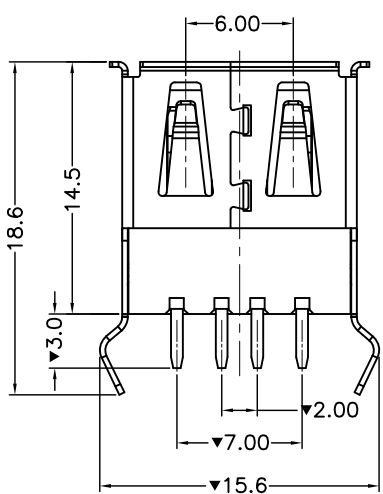


ENG.NO. W0169-1503025

Rev 版次	Revision note 變更內容	Date 日期	DR 制圖
A0	Original Release	Nov.25,10'	Fanny_qu



Recommended P.C.B Layout



MECHANICAL:

1. Insertion Force: 3.57Kgf Max;
2. Withdrawal Force: 1.02Kgf Min.

ELECTRICAL SPECIFICATION:

1. Insulation Resistance: 1000 MΩ. Min.
2. Contact Resistance: 30mΩ Max.
3. Dielectric Withstanding Voltage: 500V/AC.
4. Operating Temperature: -40°C~+85°C.
5. "▼" Is Important Control Size.

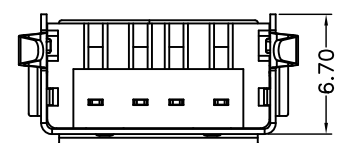
Ordering information:

3410-AFSD1 X X X

Contact Plated
 2 - Gold Flash
 A - 10u" Gold
 B - 15u" Gold
 C - 30u" Gold

Shell Options
 C:Copper Alloy
 S:SPCC

Housing Color
 W:White
 K:Black



RoHS COMPLIANT

③	Shell:<Part Number Options> Ni Plated	1
②	Terminal:Copper Alloy, Gold Plated AT Contact Area, Tin Plated AT Solder Tail, Ni Underplated Overall.	4
①	Housing:Thermoplastic UL94V-0,Color See Part No.	1
ITEM	DESC	Q'TY

威納電子 WINPOINT ELECTRONIC CORP. www.winpoint.com.tw		Title 名稱 USB A/F DIP 180°	
DR: 制圖 Fanny_qu	CHK'D 審核 Kenny_shi	APP'D 核准 Chen	REV. UNIT SHEET AO mm 1/1
PART NUMBER 威納料號 Refer to ordering info	CUSTOMER P/N 客戶料號 -	DATE 日期 Nov.25,10'	GENERAL TOLERANCE 一般公差 MM X.X = ±0.38 X.XX = ±0.25 X.XXX = ±0.05 UNLESS OTHERWISE SPECIFIED
DWG NO. 圖號 WP009-1503295-B	FILENAME 路徑 wp/009	SCALE 比例 N/A	ANGULAR ±3°

A4

CUSTOMER DRAWING